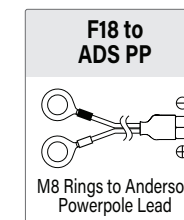
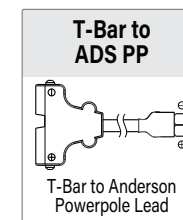
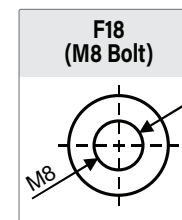
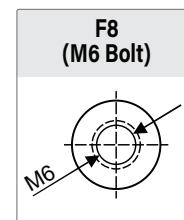
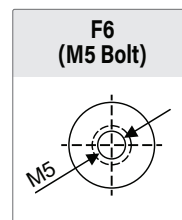
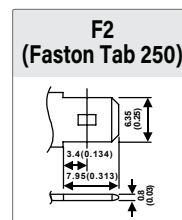
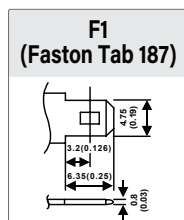
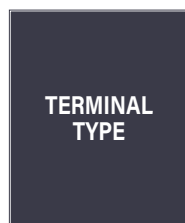


Stock Code	Model No.	Specifications			Charge		Discharge		Dimensions				Weight (kg)	Construction		Connection			Ingress Protection Rating	Orientation
		Voltage (V)	Capacity @5hr (Ah)	Watt Hour (Wh)	Voltage Max. (V)	Current Max. (A)	Cut-off Voltage (V)	Current Max. (A)	L mm	W mm	H mm	HT mm		Cell Used	Assembly	Terminal Type	Series (Max)	Parallel		
<b>CYLINDRICAL CELLS INSIDE</b>																				
89006-000	<b>6LFP0.6</b>	6.4	<b>0.6</b>	3.84	7.30	0.6	4.0	<b>1.2</b>	52.8	14.2	34.4	34.4	0.044	IFR14500EC	2S1P-Cyl	CE-HEXT	N/A	N/A	N/A	Any
89006-003	<b>6LFP3.8</b>	6.4	<b>3.8</b>	24.32	7.30	3.8	5.0	<b>5</b>	70	47.5	101	108	0.29	IFR26650-38A	2S1P-Cyl	F1 (Faston 187)	Up to 4S	No	IP64	Any
89006-015	<b>6LFP7.6</b>	6.4	<b>7.6</b>	48.64	7.30	7.6	5.0	<b>8</b>	150	35	93	101.2	0.4	IFR26650-38A	2S2P-Cyl	F1 (Faston 187)	Up to 4S	No	IP65	Any
89006-016	<b>6LFP11.4</b>	6.4	<b>11.4</b>	72.96	7.30	10	5.0	<b>10</b>	150	50	93	101.2	0.6	IFR26650-38A	2S3P-Cyl	F2 (Faston 250)	Up to 4S	No	IP65	Any
89006-004	<b>12LFP3.8</b>	12.8	<b>3.8</b>	48.64	14.60	3.8	10.0	<b>5</b>	90	70	101	108	0.5	IFR26650-38A	4S1P-Cyl	F1 (Faston 187)	Up to 4S	No	IP65	Any
89006-005	<b>12LFP7.2</b>	12.8	<b>7.2</b>	92.16	14.60	7.2	10.0	<b>10</b>	151	65	94	101	0.95	IFR26650-36A	4S2P-Cyl	F2 (Faston 250)	Up to 4S	No	IP65	Any
89006-006	<b>12LFP10.8</b>	12.8	<b>10.8</b>	138.24	14.60	10	10.0	<b>10</b>	151	99	94	99	1.5	IFR26650-36A	4S3P-Cyl	F2 (Faston 250)	Up to 4S	No	IP65	Any
89006-019	<b>12LFP11.4</b>	12.8	<b>11.4</b>	145.92	14.60	10	10.0	<b>10</b>	151	65	94	101	1.3	IFR26650-38A	4S3P-Cyl	F2 (Faston 250)	Up to 4S	No	IP65	Any
89006-020	<b>12LFP15.2</b>	12.8	<b>15.2</b>	194.56	14.60	15	10.0	<b>15</b>	151	99	94	100	1.7	IFR26650-38A	4S4P-Cyl	F2 (Faston 250)	Up to 4S	No	IP65	Any
89006-007	<b>12LFP21</b>	12.8	<b>21.6</b>	276.48	14.60	20	10.0	<b>20</b>	182	77	168	168	2.9	IFR26650-36A	4S6P-Cyl	F6 (M5 Bolt)	Up to 4S	No	IP54	Any
89006-018	<b>12LFP28</b>	12.8	<b>28.8</b>	368.64	14.60	28.8	10.0	<b>30</b>	176	166	125	125	3.6	IFR26650-36A	4S8P-Cyl	F8 (M6 Bolt)	Up to 4S	No	IP65	Any
89006-017	<b>12LFP30</b>	12.8	<b>30.4</b>	389.12	14.60	30	10.0	<b>30</b>	165.5	125	174	174	3.72	IFR26650-38A	4S8P-Cyl	F8 (M6 Bolt)	Up to 4S	No	IP65	Any
89006-002A	<b>12LFP36</b>	12.8	<b>36</b>	460.8	14.60	36	10.0	<b>36</b>	195	133	170	170	4.43	IFR26650-36A	4S10P-Cyl	F8 (M6 Bolt)	Up to 4S	No	IP65	Any
89006-009A	<b>12LFP42HR</b>	12.8	<b>42</b>	537.6	14.60	42	10.0	<b>100</b>	198	166	169	169	6.3	IFR26650-30B	4S14P-Cyl	F18 (M8 Bolt)	Up to 4S	No	IP66	Any
89006-002B	<b>12LFP45</b>	12.8	<b>45.6</b>	583.68	14.60	40	10.0	<b>40</b>	195	133	170	170	5.5	IFR26650-38A	4S12P-Cyl	F8 (M6 Bolt)	Up to 4S	No	IP67	Any
89006-009	<b>12LFP48</b>	12.8	<b>47.6</b>	609.28	14.60	48	10.0	<b>50</b>	198	166	169	169	6.1	IFR26650-34A	4S14P-Cyl	F18 (M8 Bolt)	Up to 4S	No	IP65	Any
89006-011	<b>12LFP75</b>	12.8	<b>74.8</b>	957.44	14.60	75	10.0	<b>75</b>	260	168	211	216	9.65	IFR26650-34A	4S22P-Cyl	F18 (M8 Bolt)	Up to 4S	No	IP64	Any
89006-014	<b>12LFP102SL</b>	12.8	<b>102.6</b>	1313.28	14.60	80	10.0	<b>80</b>	395	110	286.5	286.5	13.1	IFR26650-38A	4S27P-Cyl	F18 (M8 Bolt)	Up to 4S	No	IP64	Any
89006-001A	<b>12LFP108</b>	12.8	<b>108</b>	1382.4	14.60	100	10.0	<b>100</b>	329	171	217	222.5	13.8	IFR26650-36A	4S30P-Cyl	F18 (M8 Bolt)	Up to 4S	No	IP64	Any
89006-023	<b>12LFP122</b>	12.8	<b>121.6</b>	1556.48	14.60	80	10.0	<b>80</b>	329	171	217	222.5	14.36	IFR26650-38A	4S32P-Cyl	F18 (M8 Bolt)	Up to 4S	No	IP64	Any

\*This model comes with a charger. \*ADS PP = Anderson Powerpole connector. Ingress Protection Rating: IP5x = Dust protected. IP6x = Dust tight. Before using Drypower Rechargeable Lithium LiFePO4 batteries, please read the user guides and/or datasheets available at [www.drypower.com.au](http://www.drypower.com.au). This reference chart is to be used as a guide only. Performance may vary depending on application. All specifications are correct at time of creation. No guarantee is intended or implied by this data. Please refer to each model's respective datasheet for more detailed information. CAUTION: Do not short circuit. Do not crush. Do not heat or incinerate. Do not immerse in any liquid. Do not disassemble. Do not allow the battery to become overdischarged or leave in a discharged state. Always recharge after use and only use a Drypower approved LiFePO4 charger. Do not use chargers designed for other chemistries. Store at 50% capacity and recharge every 3 months. No parallel connection is allowed. Series use only as indicated. Tampering and/or unauthorised removal of top plate will void warranty.

Stock Code	Model No.	Specifications			Charge		Discharge		Dimensions				Weight (kg)	Construction		Connection			Ingress Protection Rating	Orientation
		Voltage (V)	Capacity @5hr (Ah)	Watt Hour (Wh)	Voltage Max. (V)	Current Max. (A)	Cut-off Voltage (V)	Current Max. (A)	L mm	W mm	H mm	HT mm		Cell Used	Assembly	Terminal Type	Series (Max)	Parallel		
<b>PRISMATIC CELLS INSIDE</b>																				
89006-010	12LFP50P	12.8	50	640	14.60	50	10.0	50	229	138	210	216	5.95	IFP23140160	4S1P-Pris	F8 (M6 Bolt)	Up to 4S	No	IP54	Upright
89006-012	12LFP100P	12.8	100	1280	14.60	100	10.0	100	490	170	240	240	12.5	IFP23140160	4S2P-Pris	F18 (M8 Bolt)	Up to 4S	No	IP64	Upright
89006-012A	12LFP100PS	12.8	100	1280	14.60	100	10.0	100	329	171	217	222.5	11.4	IFP23140160	4S2P-Pris	F18 (M8 Bolt)	Up to 4S	No	IP64	Upright
89006-013	12LFP150P	12.8	150	1920	14.60	150	10.0	150	520	240	220	223	18.7	IFP23140160	4S3P-Pris	F18 (M8 Bolt)	Up to 4S	No	IP64	Upright
89006-013A	12LFP150PS	12.8	150	1920	14.60	150	10.0	150	406	173	211.8	240	16.6	IFP23140160	4S3P-Pris	F18 (M8 Bolt)	Up to 4S	No	IP64	Upright
89006-008	12LFP200P	12.8	200	2560	14.60	150	10.0	150	490	170	240	240	21.5	IFP23140160	4S4P-Pris	F18 (M8 Bolt)	Up to 4S	No	IP64	Upright
89006-021	24LFP50P	25.6	50	1280	29.20	50	20.0	50	329	171	217	222.5	11.1	IFP23140160	8S1P-Pris	F18 (M8 Bolt)	Up to 2S	No	IP64	Upright
89006-022	24LFP100P	25.6	100	2560	29.20	100	20.0	100	490	170	240	240	21.2	IFP23140160	8S2P-Pris	F18 (M8 Bolt)	Up to 2S	No	IP64	Upright
<b>GOLF RANGE</b>																				
89006-231A	12LFP18TB <sup>A</sup>	12.8	18	230.4	14.60	5	10.0	25	168	127.6	76	101.3	2.5	IFR26650-36A	4S5P-Cyl	T-Bar to ADS PP* + Lotus Port	1S max.	No	IP54	Any
89006-234A	12LFP25TB <sup>A</sup>	12.8	25.2	322.56	14.60	5	10.0	30	168	127.6	102	127.8	2.8	IFR26650-36A	4S7P-Cyl	T-Bar to ADS PP* + Lotus Port	1S max.	No	IP54	Any
89006-239A	12LFP32	12.8	32.4	414.72	14.60	30	10.0	30	175	175	110	113	3.6	IFR26650-36A	4S9P-Cyl	F18 (M8) to ADS PP	1S max.	No	IP54	Any



<sup>A</sup>This model comes with a charger. \*ADS PP = Anderson Powerpole connector. Ingress Protection Rating: IP5x = Dust protected. IP6x = Dust tight. Before using Drypower Rechargeable Lithium LiFePO4 batteries, please read the user guides and/or datasheets available at [www.drypower.com.au](http://www.drypower.com.au). This reference chart is to be used as a guide only. Performance may vary depending on application. All specifications are correct at time of creation. No guarantee is intended or implied by this data. Please refer to each model's respective datasheet for more detailed information. CAUTION: Do not short circuit. Do not crush. Do not heat or incinerate. Do not immerse in any liquid. Do not disassemble. Do not allow the battery to become overdischarged or leave in a discharged state. Always recharge after use and only use a Drypower approved LiFePO4 charger. Do not use chargers designed for other chemistries. Store at 50% capacity and recharge every 3 months. No parallel connection is allowed. Series use only as indicated. Tampering and/or unauthorised removal of top plate will void warranty.