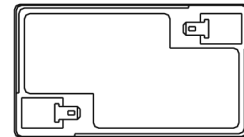
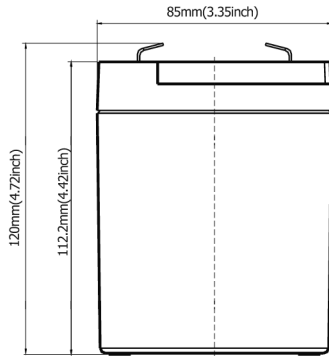


**Terminal Dimensions**



### General Series

General Series Valve Regulated Lead Acid batteries are designed with AGM (Absorbent Glass Mat) technology, high performance plates and electrolyte to gain extra power output for common power backup system applications widely used in the field of UPS, Emergency Lighting System.

### Application

- Alarm System
- Cable Television
- Communication Equipment
- Control Equipment
- Security System
- Medical Equipment
- UPS
- Power tools
- Emergency Power System
- Toys

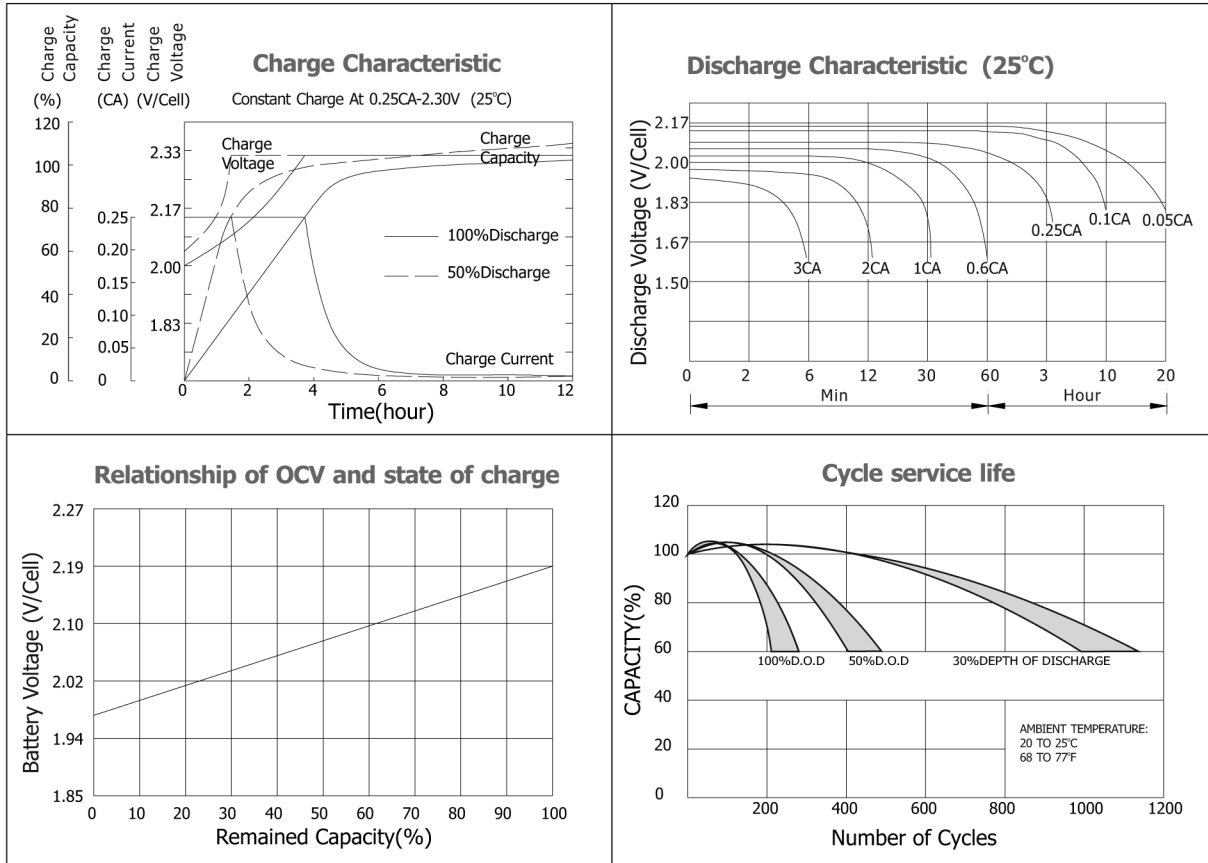
### General Features

- Sealed and maintenance free operation.
- Non-Spillable construction design.
- ABS containers and covers(UL94HB, UL94V-0) optional.
- Safety valve installation for explosion proof.
- High quality and high reliability.
- Exceptional deep discharge recovery performance.
- Low self discharge characteristic.
- Flexibility design for multiple install positions.

### Construction

- Component .....Raw material
- Positive .....Lead dioxide
- Negative .....Lead
- Container .....ABS
- Cover .....ABS
- Sealant .....Epoxy Resin
- Safety valve .....EPDR
- Terminal .....Copper
- Separator .....Fiber glass
- Electrolyte .....Sulfuric acid

Battery Model	PC6-6			
Designed Floating Life	5 Years			
Capacity(25°C)	20HR(0.3A,1.75V)	10HR(0.57A,1.75V)	5HR(1.01A,1.75V)	1HR(3.6A,1.75V)
	6AH	5.7AH	5.1AH	3.6AH
Dimensions	Length	Width	Height	Total Height
	85mm(3.35inch)	49mm(1.93inch)	112.2mm(4.42inch)	120mm(4.72inch)
Approx. Weight	1.15Kg (2.54 lbs)			
Internal Resistance	Full charged at 25°C: 0.02 Ohm			
Self Discharge	3% of capacity declined per month at (25°C)			
Capacity Affected by Temp.(20HR)	40°C	25°C	0°C	-15°C
	102%	100%	85%	65%
Charge Voltage(25°C)	Cycle use		Float use	
	7.2-7.5V(-15mV/ °C), max. Current: 1.8A		6.8-6.9V(-10mV/ °C)	



### Constant current discharge ratings-amperes at 25°C

F.V/Time	5MIN	10MIN	15MIN	30MIN	1HR	3HR	5HR	10HR	20HR
1.60V	22.0	13.7	10.3	6.29	3.98	1.76	1.07	0.60	0.32
1.67V	20.6	13.0	9.93	6.02	3.93	1.69	1.05	0.59	0.30
1.70V	18.9	12.5	9.69	5.47	3.81	1.58	1.03	0.59	0.30
1.75V	18.5	12.1	9.38	5.20	3.63	1.52	1.01	0.58	0.29
1.80V	16.6	11.6	8.52	4.82	3.40	1.46	0.95	0.58	0.28
1.85V	14.6	11.0	7.66	4.43	3.17	1.41	0.89	0.57	0.28

### Constant power discharge ratings-watts at 25°C

F.V/Time	5MIN	10MIN	15MIN	30MIN	1HR	3HR	5HR	10HR	20HR
1.60V	38.6	24.7	18.8	11.3	7.22	3.11	1.81	1.20	0.63
1.67V	37.2	24.1	18.6	11.1	7.17	3.02	1.81	1.19	0.61
1.70V	35.0	23.8	18.4	10.4	7.04	2.88	1.78	1.19	0.60
1.75V	35.3	23.8	18.3	10.1	6.92	2.81	1.77	1.17	0.59
1.80V	32.3	23.4	17.0	9.62	6.52	2.73	1.71	1.16	0.57
1.85V	29.3	22.2	15.4	9.01	6.13	2.65	1.66	1.14	0.55

